

Technical Data Sheet P-ET 102

GVT.

2/2-Way pressure controlled valve - valve normally closed (NC)

Pressure controlled valve for high temperature applications

- For high pressure temperature up to +400°C
- No pressure difference is required
- High life time
- High-quality materials
- Reliable and sturdy sealing elements
- Long-term availability of spare parts
- High-quality materials
- Flanged design on request

TECHNICAL SPECIFICATIONS

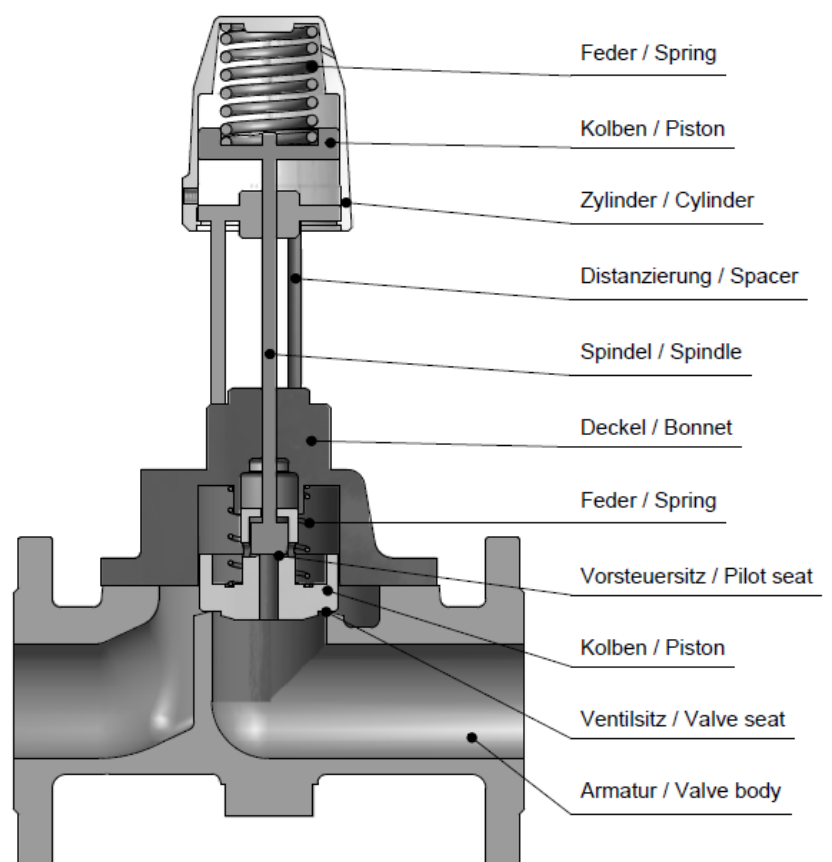
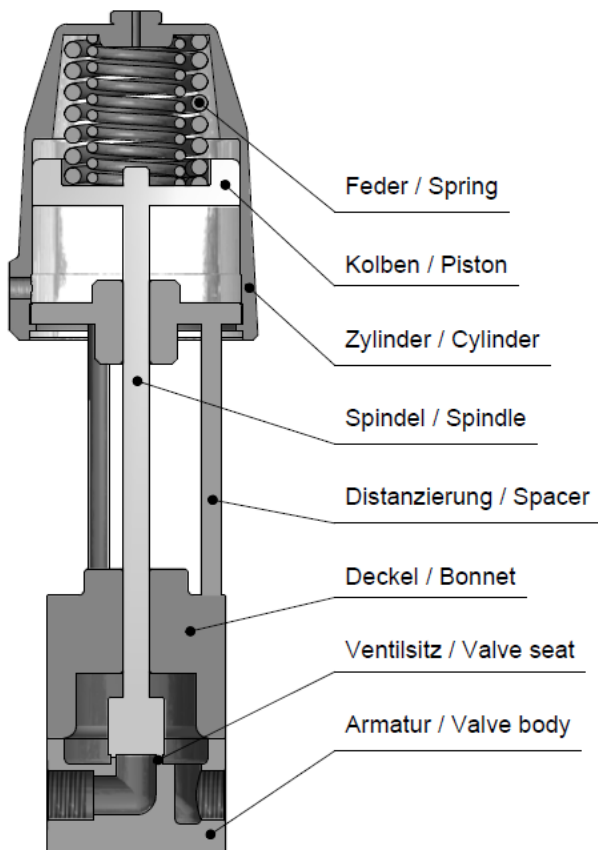
Type of control:	DN15-DN50: direct operated DN65-DN100: force-pilot operated	Pilot pressure:	4 - 10 bar
Design:	poppet design	Pilot medium:	clean and neutral gases
Connection:	threaded G 1/4 - G 2 DIN ISO 228 (BSP) flanged DN15 - DN100 EN1092-1 Form B1	Supply voltage:	-
Installation:	actuator preferable upright	Voltage tolerance:	-
Pressure:	0 - 40 bar (see table page 2)	Consumption:	-
Medium:	clean, neutral, gaseous and liquid	Protection class:	-
Viscosity:	600 mm ² /s	Duty factor:	-
Temperature range:	Medium: -40 °C up to +400 °C Ambient: -40 °C up to +60 °C	Connection type:	-
Body material	Stainless steel 1.4581 (AISI 316) Stainless steel 1.4571 (AISI 316 Ti)	Function:	<div style="display: flex; justify-content: space-around;"> <div style="text-align: center;"> <p>NC</p> </div> <div style="text-align: center;"> <p>NO</p> </div> </div>
Metallic inner parts:	Stainless steel	Certificates:	
Sealing:	Metallic, static by Wills-Ring	Ex-proof:	optional with mech. ATEX

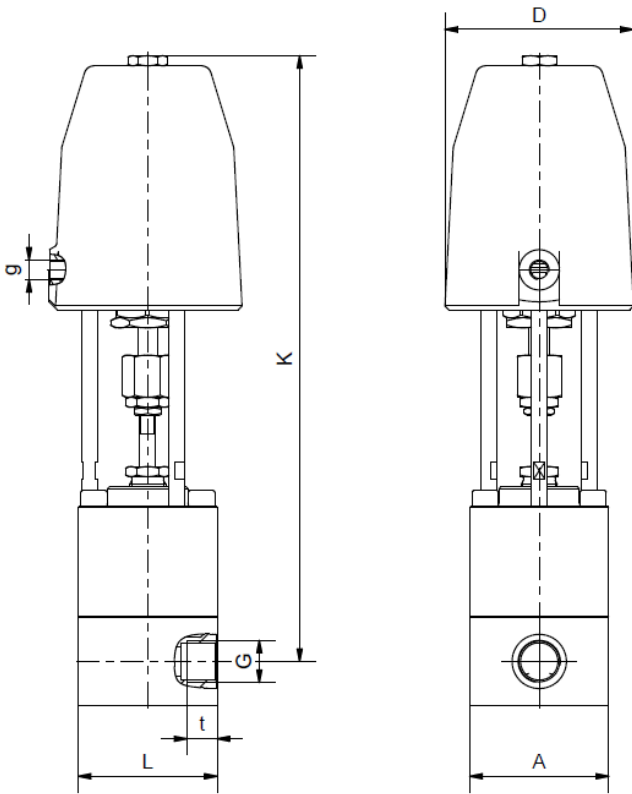
ORDERING SYSTEM

P-ET	1	02	G	D	15.0	C	G	P08	FL
Type	Control type	Code	Connection type	Connection size	Nominal diameter mm	Body material	Sealing material	Actuator type	Option
	1 direct operated 3 force-pilot oper.		G BSP N NPT D PN16 X PN40 S Special	B 1/4 C 3/8 D 1/2 E 3/4 F 1 G 1 1/4 H 1 1/2 I 2	J DN15 K DN20 L DN25 M DN32 N DN40 O DN50 P DN65 Q DN80 R DN100	C AISI316	G metallic		FL flanged

Standard NC type	Seat \varnothing mm	Kv-value m ³ /h	max. pressure [bar]		
			P05	P08	P13
P-ET 102 GB	15.0	1.6	0-10	0-16	-
P-ET 102 GC	15.0	3.3	0-10	0-16	-
P-ET 102 GD(J)	15.0	4.6	0-10	0-16	0-40
P-ET 102 GE(K)	20.0	6.4	-	0-16	0-40
P-ET 102 GF(L)	25.0	9.5	-	0-16	0-40
P-ET 102 GG(M)	32.0	21.5	-	0-10	0-25
P-ET 102 GH(N)	40.0	27.0	-	0-10	0-25
P-ET 102 GI(O)	50.0	46.0	-	0-6	0-16
P-ET 102 GP	65.0	62.0	-	0-16	0-40
P-ET 102 GQ	80.0	89.0	-	0-16	0-40
P-ET 102 GR	100.0	125.0	-	0-16	0-40

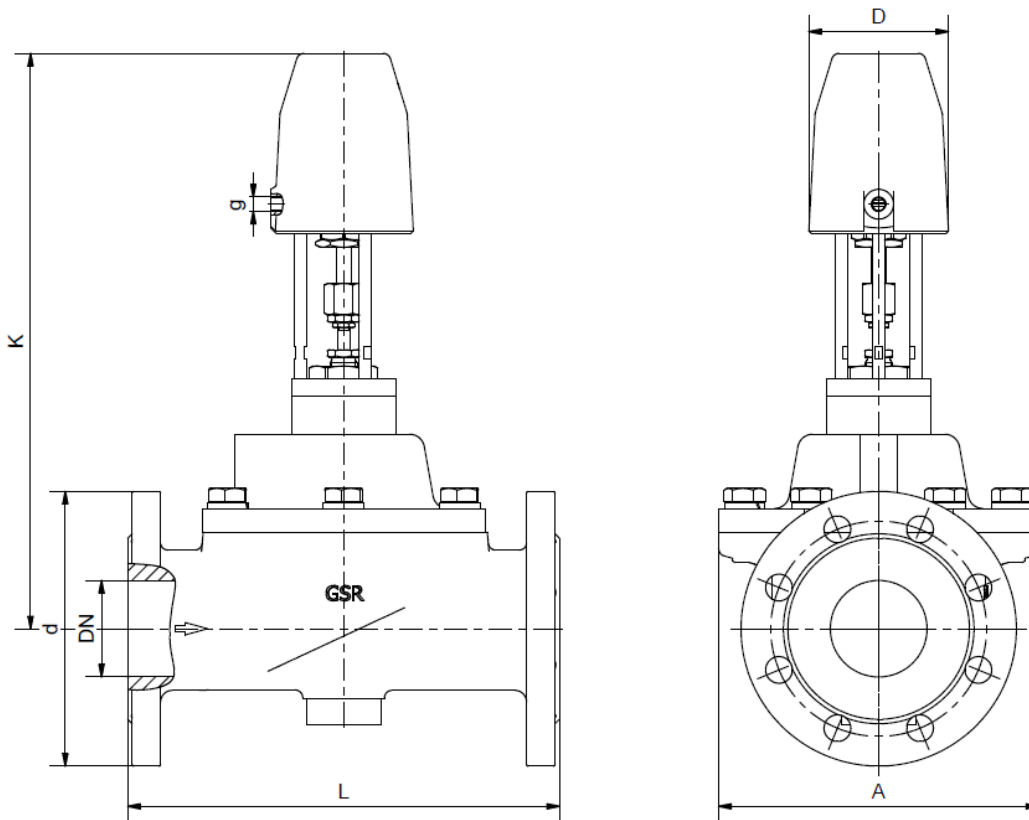
Valve Design





Actuator	P05			P08								
	P-ET 102			P-ET 102								
Type	GB	GC	GD	GB	GC	GD	GE	GF	GG	GH	GI	
G	1/4	3/8	1/2	1/4	3/8	1/2	3/4	1	1 1/4	1 1/2	2	
A	50	50	50	69	69	69	69	95	96	96	112	
D	62	62	62	94	94	94	94	94	94	94	94	
K	239	239	239	302	302	302	307	305	340	340	355	
L	67	67	67	69	69	69	69	69	140	140	168	
t	12	12	12	15	15	15	15	16	20	20	22	
g	1/8	1/8	1/8	1/8	1/8	1/8	1/8	1/8	1/8	1/8	1/8	
kg	2,7	2,7	2,7	5,0	5,0	5,0	5,0	5,7	on req.	on req.	on req.	

Actuator	P13				
	P-ET 102				
Type	GE	GF	GG	GH	GI
G	3/4	1	1 1/4	1 1/2	2
A	69	95	95	95	112
D	140	140	140	140	140
K	382	380	420	420	435
L	69	69	140	140	168
t	15	16	20	20	22
g	1/4	1/4	1/4	1/4	1/4
kg	7,0	7,7	on req.	on req.	on req.



Actuator	P05		P08							
Type	P-ET 102		P-ET 102							
	GJ	GJ	GK	GL	GM	GN	GO	GP	GQ	GR
DN	15	15	20	25	32	40	50	65	80	100
A	44	44	69	69	96	96	112	215	245	270
d	95	95	105	115	140	150	165	185	200	220
D	62	94	94	94	94	94	94	94	94	94
K	239	302	307	305	340	340	355	390	395	350
L	130	130	150	160	180	200	230	290	310	350
g	1/8	1/8	1/8	1/8	1/8	1/8	1/8	1/8	1/8	1/8
kg	on req.	on req.	on req.	on req.	on req.	on req.	on req.	265	35.0	47.0

Actuator	P13							
Type	P-ET 102							
	GK	GL	GM	GN	GO	GP	GQ	GR
DN	20	25	32	40	50	65	80	100
A	69	69	96	96	112	215	245	270
d	105	115	140	150	165	185	200	235
D	140	140	140	140	140	140	140	140
K	282	380	420	420	435	470	480	500
L	150	160	180	200	230	290	310	350
g	1/4	1/4	1/4	1/4	1/4	1/4	1/4	1/4
kg	on req.	on req.	on req.	on req.	on req.	on req.	on req.	on req.

- The **GVT** logo is a registered trademark.
- Note: All texts and images are the property of **GVT** and must not be replicated or modified, not even in part, without written approval.
- Original products may differ from the product images shown, due to different materials and the like.
- Subject to error and changes.